

MIDLAND METAL MFG

NEW LOWER BRASS FITTING PRICES FOR 2010

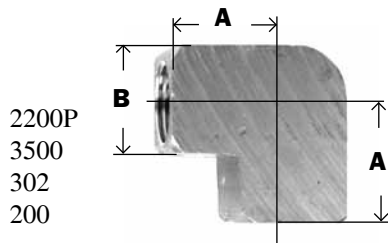
PRICES REDUCED UP TO 33%



**Many more items reduced in the 2010 catalog.
Get yours today at www.midlandindustrial.com.**

90° FEMALE ELBOW

SAE# 130238



2200P
3500
302
200

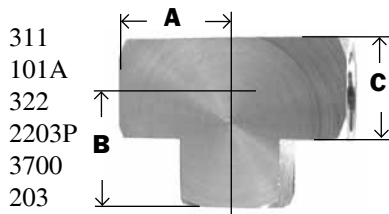
Part #	Thread Size NPTF	A	B	Approx. Wt. Lbs.	List Price
28-001 ^{3.5}	1/8"	0.55	0.56	0.09	2.51
28-002 ^{3.5}	1/4"	0.78	0.68	0.13	3.76
28-003 ^{3.5}	3/8"	0.84	0.81	0.16	4.57
28-004 ^{3.5}	1/2"	1.09	1.00	0.34	7.49
28-005 ^{3.5}	3/4"	1.16	1.25	0.60	14.22

LOWER

NOTE: All prices reduced

UNION TEE

SAE# 130438



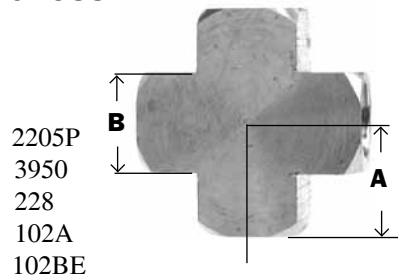
311
101A
322
2203P
3700
203

Part #	Thread size NPTF	A	B	C	Approx. Wt. Lbs.	List Price
28-024 ^{3.5}	1/8"	0.55	0.55	0.56	0.08	2.76
28-025 ^{3.5}	1/4"	0.78	0.78	0.68	0.17	4.19
28-026 ^{3.5}	3/8"	0.84	0.84	0.81	0.22	6.82
28-027 ^{3.5}	1/2"	1.09	1.09	1.00	0.43	10.11
28-028 ^{3.5}	3/4"	1.16	1.16	1.25	0.64	18.54

LOWER

NOTE: All prices reduced

CROSS



2205P
3950
228
102A
102BE


Part #	Thread size NPTF	A	B	Approx. Wt. Lbs.	List Price
28-041 ^{3.5}	1/8"	0.50	0.50	0.10	6.20
28-042 ^{3.5}	1/4"	0.78	0.68	0.21	6.13
28-043 ^{3.5}	3/8"	0.84	0.81	0.25	7.52
28-044 ³	1/2"	1.09	1.00	0.51	16.10
28-045 ⁵	3/4"	1.16	1.25	0.75	23.65

LOWER

NOTE: All prices reduced

COUPLING

SAE# 130238



207P
371
3300
103AH
103B

Part #	Thread size NPTF	A	Hex	Approx. Wt. Lbs.	List Price
28-058L ⁵	1/8"	0.75	0.50	0.02	0.74
28-058 ^{3.5}	1/8"	0.75	0.56	0.03	1.60
28-059L ^{3.5}	1/4"	0.88	0.63	0.03	1.09
28-059 ^{3.5}	1/4"	1.12	0.75	0.09	2.48
28-060L ^{3.5}	3/8"	1.00	0.81	0.06	1.87
28-060 ^{3.5}	3/8"	1.12	0.87	0.10	3.28
28-061L ^{3.5}	1/2"	1.19	0.93	0.09	3.16
28-061 ^{3.5}	1/2"	1.50	1.06	0.19	4.91
28-062L ^{3.5}	3/4"	1.19	1.25	0.18	5.08
28-062 ^{3.5}	3/4"	1.53	1.25	0.24	14.43

LOWER

LOWER

LOWER

* For larger sizes, see bronze couplings on pg. 193

Dimension data can change without notice.
Please call us when dimensions are critical.

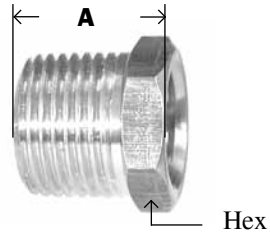
PIPE

BRASS FITTINGS

BRASS

HEX BUSHING

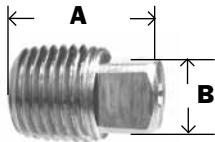
SAE# 130140



373
3220
209P
110A
110B

Part #	Thread size NPTF MxF	A	Hex	Approx. Wt. Lbs.	List Price	
28-102L ^{3.5}	1/4" x 1/8"	0.62	0.56	0.02	0.60	LOWER
28-102 ^{3.5}	1/4" x 1/8"	0.75	0.56	0.04	0.98	
28-103 ^{3.5}	3/8" x 1/8"	0.75	0.68	0.05	1.55	
28-104L ^{3.5}	3/8" x 1/4"	0.69	0.68	0.03	1.00	
28-104 ^{3.5}	3/8" x 1/4"	0.75	0.75	0.05	1.60	
28-105L ^{3.5}	1/2" x 1/8"	0.81	0.81	0.08	2.50	
28-105 ^{3.5}	1/2" x 1/8"	1.00	0.87	0.10	2.29	LOWER
28-106L ^{3.5}	1/2" x 1/4"	0.81	0.81	0.08	1.43	LOWER
28-106 ^{3.5}	1/2" x 1/4"	1.00	0.87	0.11	2.72	
28-107L ^{3.5}	1/2" x 3/8"	0.81	0.81	0.05	1.36	LOWER
28-107 ^{3.5}	1/2" x 3/8"	1.00	0.87	0.10	2.03	
28-108 ³	3/4" x 1/8"	0.94	1.06	0.20	5.65	
28-109L ^{3.5}	3/4" x 1/4"	0.94	1.06	0.18	3.56	LOWER
28-110L ^{3.5}	3/4" x 3/8"	0.94	1.06	0.15	4.30	
28-111L ^{3.5}	3/4" x 1/2"	0.94	1.06	0.11	3.13	
28-111 ^{3.5}	3/4" x 1/2"	1.00	1.12	0.14	4.19	LOWER
28-112 ^{3.5}	1" x 1/4"	1.15	1.37	0.32	8.28	
28-113	1" x 3/8"	1.12	1.37	0.30	8.18	
28-114 ^{3.5}	1" x 1/2"	1.31	1.44	0.29	7.60	
28-115 ^{3.5}	1" x 3/4"	1.31	1.37	0.20	6.28	LOWER


SQUARE HEAD PLUG



3151
211P
109A
109B

Part #	Thread size NPTF	A	B	Approx. Wt. Lbs.	List Price	
28-084 ^{3.5}	1/8"	0.58	0.27	0.02	0.59	
28-085 ^{3.5}	1/4"	0.80	0.37	0.03	0.95	LOWER
28-086 ^{3.5}	3/8"	0.80	0.43	0.06	1.61	
28-087 ^{3.5}	1/2"	1.07	0.55	0.13	2.56	LOWER
28-088	3/4"	1.11	0.61	0.20	4.22	
28-089	1"	1.24	0.81	0.35	9.40	

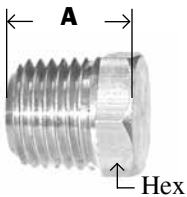
SLOTTED-HEAD PLUG



220P
3150
117A
117B

Part #	Thread size NPTF	A	Approx. Wt. Lbs.	List Price	
28-174	1/8"	0.31	0.01	0.55	LOWER
28-175	1/4"	0.42	0.02	1.09	
28-176	3/8"	0.45	0.05	1.67	

CORED HEX PLUGS

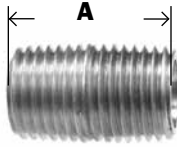


218P
3152
121A
103
121B
PPH
218P

Part #	Thread size NPTF	A	Hex	Approx. Wt. Lbs.	List Price	
28-201 ^{3.5}	1/8"	0.55	0.43	0.01	0.58	
28-202 ^{3.5}	1/4"	0.62	0.56	0.02	0.92	
28-203 ^{3.5}	3/8"	0.72	0.68	0.06	1.23	LOWER
28-204 ^{3.5}	1/2"	0.81	0.87	0.09	2.28	
28-205 ^{3.5}	3/4"	0.94	1.06	0.16	3.51	LOWER
28-206 ^{3.5}	1"	1.16	1.37	0.28	12.23	

CLOSE NIPPLE

165
215PN
3326
112A
112B




Part #	Thread size NPTF	A	Approx. Wt. Lbs.	List Price
28-131 ^{3.5}	1/8"	0.75	0.01	0.46
28-132 ^{3.5}	1/4"	0.88	0.02	0.92
28-133 ^{3.5}	3/8"	1.00	0.05	1.61
28-134 ^{3.5}	1/2"	1.12	0.06	1.86
28-135 ^{3.5}	3/4"	1.31	0.11	3.57

LOWER

LOWER

LONG NIPPLE

113B
113A
166
3327
3331
215PNL



Part #	Thread size NPTF	A Length	Approx. Wt. Lbs.	List Price
28-140 ^{3.5}	1/8"	1.50	0.03	0.98
28-141 ^{3.5}	1/8"	2.00	0.04	1.39
28-142 ^{3.5}	1/8"	2.50	0.06	2.21
28-143 ⁵	1/8"	3.00	0.06	2.50
28-144 ^{3.5}	1/4"	1.50	0.03	1.60
28-145 ^{3.5}	1/4"	2.00	0.05	1.84
28-146 ^{3.5}	1/4"	2.50	0.08	2.91
28-147 ^{3.5}	1/4"	3.00	0.10	4.00
28-148 ^{3.5}	3/8"	1.50	0.06	2.15
28-149 ^{3.5}	3/8"	2.00	0.10	3.19
28-150 ⁵	3/8"	2.50	0.10	4.20
28-151 ^{3.5}	3/8"	3.00	0.13	4.47
28-152 ⁵	1/2"	1.50	0.08	2.30
28-153 ^{3.5}	1/2"	2.00	0.12	3.99
28-154 ⁵	1/2"	2.50	0.16	5.02
28-155 ^{3.5}	1/2"	3.00	0.20	6.51

LOWER


LOWER

• NOTE: For longer lengths and larger diameters, see our red brass nipples section, pg. 184-185

HEX NIPPLE

SAE# 130137

216P
3325
379
122AH
122B



Part #	Thread size NPTF	A	Hex	Approx. Wt. Lbs.	List Price
28-211L ^{3.5}	1/8"	0.91	0.43	0.02	0.78
28-211 ^{3.5}	1/8"	0.97	0.43	0.03	0.94
28-212L ^{3.5}	1/4"	1.12	0.56	0.04	1.04
28-212 ⁵	1/4"	1.38	0.56	0.06	1.45
28-213L ^{3.5}	3/8"	1.25	0.68	0.07	1.62
28-213 ^{3.5}	3/8"	1.41	0.68	0.07	2.25
28-214L ^{3.5}	1/2"	1.50	0.87	0.11	2.95
28-214 ^{3.5}	1/2"	1.81	0.87	0.17	3.27
28-215 ^{3.5}	3/4"	1.96	1.13	0.23	6.39
28-216 ^{3.5}	1"	2.30	1.37	0.43	10.35

LOWER

LOWER

LOWER

LOWER

LOWER

LOWER

LOWER

³ Also stocked in Houston
⁵ Also stocked in Atlanta
(See page Intro II for details)


PIPE

BRASS FITTINGS

BRASS

REDUCING HEX NIPPLE

SAE# 130137



216P
3325
379
122AH
122B

Part #	Thread size NPTF	A	Hex	Approx. Wt. Lbs.	List Price
28-220L ^{3,5}	1/4" x 1/8"	1.00	0.56	0.04	1.08
28-220 ^{3,5}	1/4" x 1/8"	1.19	0.56	0.04	1.39
28-221L	3/8" x 1/8"	1.11	0.68	0.06	2.40
28-221 ^{3,5}	3/8" x 1/8"	1.22	0.68	0.07	2.64
28-222L ^{3,5}	3/8" x 1/4"	1.19	0.68	0.06	1.50
28-222 ^{3,5}	3/8" x 1/4"	1.41	0.68	0.07	2.16
28-223L ^{3,5}	1/2" x 1/4"	1.34	0.87	0.09	2.74
28-223 ^{3,5}	1/2" x 1/4"	1.62	0.87	0.12	2.99
28-224L ^{3,5}	1/2" x 3/8"	1.41	0.87	0.11	2.88
28-224 ^{3,5}	1/2" x 3/8"	1.62	0.87	0.12	3.21
28-225 ^{3,5}	3/4" x 1/2"	1.50	1.06	0.15	4.92

LOWER

LOWER

LOWER

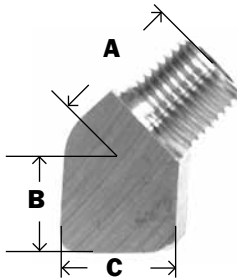
LOWER

LOWER

LOWER

45° STREET ELBOW

SAE# 130339



306
3350
2214P
224

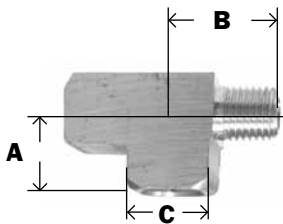
Part #	Thread size NPTF	B	A	C	Approx. Wt. Lbs.	List Price
28-230 ^{3,5}	1/8"	0.38	0.50	0.56	0.03	2.15
28-231 ^{3,5}	1/4"	0.56	0.72	0.68	0.09	2.93
28-232 ^{3,5}	3/8"	0.56	0.78	0.81	0.12	4.54
28-233 ^{3,5}	1/2"	0.75	1.00	1.00	0.20	8.03
28-234 ^{3,5}	3/4"	0.75	1.06	1.25	0.34	24.64

LOWER

LOWER

STREET TEE/ SERVICE TEE

SAE# 130424



225
2225P
3750
326
225
127A

Part #	Thread size NPTF	A	B	C	Approx. Wt. Lbs.	List Price
28-245 ⁵	1/8"	0.55	0.66	0.56	0.08	2.81
28-246 ^{3,5}	1/4"	0.78	0.91	0.68	0.17	5.14
28-247 ^{3,5}	3/8"	0.84	0.97	0.81	0.22	5.70
28-248 ^{3,5}	1/2"	1.09	1.25	1.00	0.40	10.04
28-249 ⁵	3/4"	1.16	1.39	1.25	0.60	18.44

LOWER

LOWER


³ Also stocked in Houston

⁵ Also stocked in Atlanta

(See page Intro II for details)

EXTENDER ADAPTER

SAE# 130139



375
222P
3200
R1
120AH
120B

Part #	Thread size NPTF FxM	A	Hex	Approx. Wt. Lbs.	List Price
28-190L	1/8" x 1/8"	0.83	0.50	0.03	1.41
28-190 ⁵	1/8" x 1/8"	0.88	0.56	0.04	1.14
28-191L^{3.5}	1/4" x 1/8"	0.94	0.62	0.04	1.10
28-191 ^{3.5}	1/4" x 1/8"	1.06	0.75	0.07	2.50
28-192L ^{3.5}	1/4" x 1/4"	1.00	0.62	0.04	1.36
28-192^{3.5}	1/4" x 1/4"	1.25	0.75	0.07	2.35
28-198	3/8" x 1/8"	1.00	0.81	0.06	4.41
28-193L ^{3.5}	3/8" x 1/4"	1.12	0.81	0.08	1.93
28-193 ^{3.5}	3/8" x 1/4"	1.25	0.87	0.09	3.32
28-194L	3/8" x 3/8"	1.24	0.81	0.10	2.76
28-194 ³	3/8" x 3/8"	1.25	0.87	0.11	3.33
28-199^{3.5}	1/2" x 1/4"	1.46	1.06	0.08	3.90
28-195L ³	1/2" x 3/8"	1.19	0.93	0.09	4.03
28-195 ^{3.5}	1/2" x 3/8"	1.47	1.06	0.18	5.71
28-196^{3.5}	1/2" x 1/2"	1.66	1.06	0.12	4.22
28-207 ⁴	3/4" x 3/8"	1.59	1.25	0.26	22.56
28-208 ^{3.5}	3/4" x 1/2"	1.69	1.37	0.14	8.35
28-209 ^{3.5}	3/4" x 3/4"	1.69	1.37	0.34	17.33

LOWER


LOWER

LOWER

LOWER

MALE BRANCH TEE

SAE# 130425



X106
23601
3600
2224P
226
329
128

Part #	Thread size NPTF	A	B	C	Approx. Wt. Lbs.	List Price
28-281^{3.5}	1/8"	0.66	0.55	0.56	0.08	2.76
28-282 ^{3.5}	1/4"	0.91	0.78	0.68	0.15	4.81
28-283³	3/8"	0.97	0.84	0.81	0.22	6.73
28-284 ^{3.5}	1/2"	1.25	1.09	1.00	0.40	13.55
28-285 ^{3.5}	3/4"	1.38	1.16	1.25	0.62	21.34

LOWER

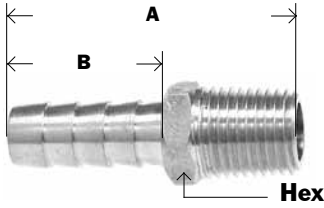
LOWER

HOSE BARB

BRASS FITTINGS

RIGID MALE ADAPTER

BRASS



- PGH
- 101
- 102
- 201A
- 125HBL
- 105B-1
- KF-PS
- MPB

Part #	Hose I.D. x Male NPTF	A	B	Hex	Approx. Wt. Lbs.	List Price	
32-300	1/8" x 1/16"	1.13	0.60	0.31	0.02	10.86	
32-001 ^{3,5}	1/8" x 1/8"	1.19	0.69	0.43	0.02	0.94	
32-027 ^{3,5}	1/8" x 1/4"	1.16	0.46	0.56	0.02	1.22	
32-002 ^{3,5}	3/16" x 1/8"	1.19	0.75	0.43	0.02	0.81	
32-003^{3,5}	3/16" x 1/4"	1.37	0.69	0.56	0.04	1.33	LOWER
32-301 ^{3,5}	1/4" x 1/16"	1.44	0.88	0.43	0.02	4.06	
32-004 ^{3,5}	1/4" x 1/8"	1.47	0.97	0.43	0.02	1.03	
32-005^{3,5}	1/4" x 1/4"	1.72	0.97	0.56	0.04	1.11	LOWER
32-006 ^{3,5}	1/4" x 3/8"	1.72	0.97	0.68	0.05	1.77	
32-007 ^{3,5}	1/4" x 1/2"	1.72	0.81	0.87	0.10	2.99	
32-008 ^{3,5}	5/16" x 1/8"	1.47	0.97	0.43	0.02	0.90	
32-009^{3,5}	5/16" x 1/4"	1.72	0.97	0.56	0.04	1.33	LOWER
32-010 ^{3,5}	5/16" x 3/8"	1.76	0.97	0.68	0.06	1.68	
32-390 ^{3,5}	5/16" x 1/2"	1.88	0.95	0.87	0.10	3.60	
32-011 ^{3,5}	3/8" x 1/8"	1.53	0.97	0.56	0.03	1.21	
32-012^{3,5}	3/8" x 1/4"	1.75	0.97	0.56	0.05	1.11	LOWER
32-013 ^{3,5}	3/8" x 3/8"	1.72	0.96	0.68	0.06	1.60	
32-014^{3,5}	3/8" x 1/2"	1.97	0.97	0.87	0.09	2.89	LOWER
32-026^{3,5}	3/8" x 3/4"	1.97	0.97	1.06	0.16	3.97	LOWER
32-333	7/16" x 1/4"	1.76	0.97	0.56	0.04	4.00	
32-302 ^{3,5}	1/2" x 1/8"	1.57	0.95	0.56	0.06	3.25	
32-015 ^{3,5}	1/2" x 1/4"	1.72	0.97	0.56	0.04	1.55	
32-016^{3,5}	1/2" x 3/8"	1.76	0.97	0.68	0.07	1.78	LOWER
32-017 ^{3,5}	1/2" x 1/2"	1.87	0.96	0.87	0.11	2.40	
32-018^{3,5}	1/2" x 3/4"	1.94	0.97	1.06	0.16	3.78	LOWER
32-303 ^{3,5}	1/2" x 1"	2.31	0.99	1.37	0.33	11.62	
32-304 ^{3,5}	5/8" x 1/4"	1.67	0.92	0.68	0.06	3.97	
32-019^{3,5}	5/8" x 3/8"	1.76	0.97	0.68	0.08	2.13	LOWER
32-020^{3,5}	5/8" x 1/2"	1.87	0.96	0.87	0.11	2.74	LOWER
32-021^{3,5}	5/8" x 3/4"	1.87	0.96	1.06	0.14	3.75	LOWER
32-305 ^{3,5}	5/8" x 1"	2.31	0.96	1.37	0.36	14.65	
32-306 ^{3,5}	3/4" x 3/8"	1.65	0.87	0.81	0.12	5.31	
32-022^{3,5}	3/4" x 1/2"	1.87	0.96	0.87	0.14	3.08	LOWER
32-023 ^{3,5}	3/4" x 3/4"	1.87	0.96	1.06	0.15	4.33	
32-316 ^{3,5}	3/4" x 1"	2.55	1.15	1.37	0.38	10.57	
32-307	1" x 1/2"	1.80	0.87	1.06	0.24	6.30	
32-024^{3,5}	1" x 3/4"	2.19	1.19	1.06	0.32	4.66	LOWER
32-025^{3,5}	1" x 1"	2.48	1.19	1.37	0.39	7.99	LOWER
32-029	1-1/4" x 3/4"	2.37	1.19	1.37	0.35	18.81	
32-028 ^{3,5}	1-1/4" x 1"	2.55	1.19	1.37	0.46	11.69	

* See Bronze insert fittings on page 300 for larger sizes.

For Stainless Barb Fittings see pg. 26 or beverage section, pg. 301
 For BSPT Barb Fittings see pg. 111


Dimension data can change without notice.
 Please call us when dimensions are critical.

³ Also stocked in Houston
⁵ Also stocked in Atlanta
 (See page Intro II for details)

Save 5% by ordering online at
www.midlandindustrial.com



MENDER/ SPLICER



MSB
122HBL
HM
129
178
73
108

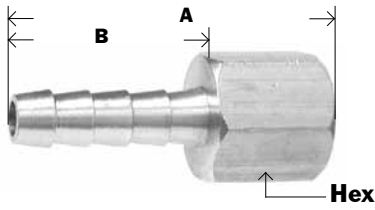
Part #	Hose I.D. x Hose I.D.	A	B	O.D.	Approx. Wt. Lbs.	List Price	
32-091 ^{3,5}	1/8"	0.98	0.45	0.31	0.01	1.08	LOWER
32-092 ^{3,5}	3/16"	1.62	0.77	0.36	0.02	1.44	
32-093 ^{3,5}	1/4"	2.00	0.96	0.37	0.02	1.13	LOWER
32-079	1/4" x 1/8"	1.55	0.97	0.56		2.94	
32-094 ^{3,5}	5/16"	2.00	0.96	0.39	0.02	1.29	
32-095 ^{3,5}	3/8"	2.00	0.94	0.51	0.04	1.17	
32-080	3/8" x 1/4"	2.06	0.97	0.56		3.40	
32-096 ^{3,5}	1/2"	2.00	0.96	0.62	0.06	1.81	LOWER
32-087	1/2" x 3/8"	2.06	0.97	0.71		4.67	
32-097	5/8"	2.05	0.96	0.75	0.08	2.47	
32-088	5/8" x 3/8"	2.06	0.97	0.75		4.96	
32-098	3/4"	2.50	1.15	0.87	0.10	3.71	LOWER
32-089	3/4" x 1/2"	2.28	1.19	0.87		6.75	
32-099	1"	3.00	1.44		0.23	10.21	

See Bronze insert fittings on page 300 for larger sizes.
See Hose Clamps on page 255-269 .
For Stainless Barb Fittings see pg. 26 or beverage section, pg. 301

³ Also stocked in Houston
⁵ Also stocked in Atlanta
(See page Intro II for details)

Dimension data can change without notice.
Please call us when dimensions are critical.

RIGID FEMALE ADAPTER



- 209A FPB
- 128 105B-2
- 29A KF-RS
- 29F 104
- 126HB
- 126

Part #	Hose I.D. x Female NPTF	A	B	Hex	Approx. Wt. Lbs.	List Price
32-050 ^{3.5}	1/8" x 1/8"	0.96	0.46	0.50	0.02	1.35
32-317 ^{3.5}	1/8" x 1/4"	1.15	0.46	0.62	0.04	4.15
32-051 ^{3.5}	3/16" x 1/8"	1.10	0.68	0.50	0.02	1.31
32-062 ^{3.5}	3/16" x 1/4"	1.44	0.75	0.62	0.04	3.36
32-052 ^{3.5}	1/4" x 1/8"	1.35	0.93	0.50	0.02	1.48
32-053 ^{3.5}	1/4" x 1/4"	1.60	0.97	0.62	0.06	1.52
32-054 ^{3.5}	1/4" x 3/8"	1.65	1.03	0.75	0.04	2.14
32-441	1/4" x 1/2"	1.66	0.97	0.93		6.40
32-055	5/16" x 1/8"	1.47	0.97	0.56	0.04	3.12
32-056	5/16" x 1/4"	1.66	0.97	0.62	0.04	1.90
32-318	5/16" x 3/8"	1.66	0.97	0.75	0.06	4.15
32-320 ^{3.5}	5/16" x 1/2"	1.67	0.96	0.93	0.08	4.14
32-057 ^{3.5}	3/8" x 1/8"	1.47	0.97	0.56	0.04	1.98
32-058 ^{3.5}	3/8" x 1/4"	1.61	0.97	0.62	0.06	1.87
32-059^{3.5}	3/8" x 3/8"	1.63	1.00	0.81	0.08	1.87
32-063 ^{3.5}	3/8" x 1/2"	1.72	0.94	0.93	0.12	3.46
32-442	3/8" x 3/4"	1.97	0.97	1.18		11.54
32-064 ^{3.5}	1/2" x 1/4"	1.66	0.69	0.62	0.08	2.15
32-060 ^{3.5}	1/2" x 3/8"	1.66	0.97	0.75	0.08	3.87
32-061	1/2" x 1/2"	1.76	0.96	0.93	0.12	3.65
32-443	1/2" x 3/4"	1.97	0.97	1.18		11.54
32-444	5/8" x 3/8"	1.66	0.97	0.75		4.39
32-445	5/8" x 1/2"	1.66	0.97	0.93		6.40
32-446	5/8" x 3/4"	1.97	0.97	1.18		11.54
32-447	3/4" x 1/2"	1.88	1.19	0.93		7.04
32-065	3/4" x 3/4"	2.19	1.21	1.18	0.22	5.95
32-049	1" x 3/4"	2.19	1.19	1.18	0.26	15.27
32-321	1" x 1"	2.32	1.19	1.18	0.35	20.37
32-448	1-1/4" x 1"	2.32	1.19	1.43		18.46

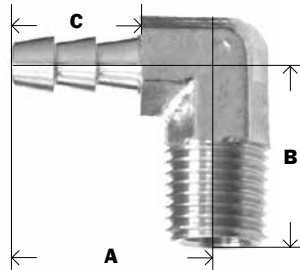
LOWER

Imagination is more important than knowledge. For knowledge is limited to all we now know and understand, while imagination embraces the entire world, and all there ever will be to know and understand.

- Albert Einstein



FORGED HOSE BARB 90° ELBOW



129
HBE1
KF-PS90
HE-1
29E
139



Grooved End Barb



Square Body

Part #	Hose I.D. x Male NPTF	A	B	C	Body Size	Approx. Wt. Lbs.	List Price
32-308 ^{3,5}	3/16" x 1/8"	0.95	0.70	0.66	0.37	0.02	2.20
32-391	3/16" x 1/4"	1.00	0.84	0.63	0.46	0.10	3.20
32-038^{3,5}	1/4" x 1/8"	1.01	0.81	0.71	0.47	0.06	2.13
32-039^{3,5}	1/4" x 1/4"	1.01	0.87	0.63	0.47	0.06	2.92
32-309*^{3,5}	1/4" x 3/8"	1.08	0.97	0.73	0.69	0.12	3.65
32-036 ^{3,5}	5/16" x 1/8"	1.01	0.81	0.63	0.47	0.04	2.61
32-040 ^{3,5}	5/16" x 1/4"	1.01	0.87	0.63	0.47	0.06	2.76
32-310 ^{3,5}	5/16" x 3/8"	1.06	0.94	0.63	0.50	0.06	5.30
32-046^{3,5}	3/8" x 1/8"	1.01	0.81	0.63	0.47	0.06	2.35
32-041 ^{3,5}	3/8" x 1/4"	1.02	0.88	0.65	0.47	0.06	2.81
32-042 ^{3,5}	3/8" x 3/8"	1.09	0.93	0.68	0.50	0.08	3.37
32-047 ^{3,5}	3/8" x 1/2"	1.11	1.09	0.63	0.59	0.10	3.62
32-048^{3,5}	1/2" x 1/4"	1.06	1.00	0.68	0.59	0.10	3.40
32-043^{3,5}	1/2" x 3/8"	1.06	1.09	0.69	0.59	0.10	4.13
32-311^{3,5}	1/2" x 1/2"	1.31	1.19	0.87	0.56	0.22	5.49
32-044**^{3,5}	5/8" x 3/8"	1.12	1.06	0.61	0.56	0.12	5.32
32-045** ^{3,5}	5/8" x 1/2"	1.12	1.12	0.66	0.59	0.14	5.18
32-312 ^{3,5}	5/8" x 3/4"	1.46	1.26	0.93	1.06	0.32	8.90
32-313*** ^{3,5}	3/4" x 1/2"	1.31	1.28	0.87	0.85	0.22	7.41
32-314 ^{3,5}	3/4" x 3/4"	1.46	1.26	0.91	1.06	0.32	11.89
32-330***	3/4" x 1"	1.57	1.64	0.90	1.34	0.64	14.98
32-315 ^{3,5}	1" x 3/4"	1.60	1.40	0.95	1.06	0.32	10.93
32-319	1" x 1"	1.69		0.98		0.43	39.70

LOWER

LOWER

LOWER

LOWER

LOWER

LOWER

LOWER

LOWER

* Barstock

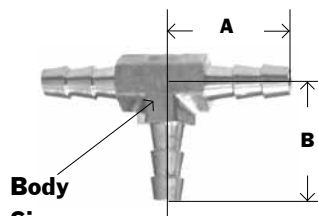
** Grooved End Barbs

*** Square Body

See Bronze insert fittings on page 300 for larger sizes.

Dimension data can change without notice.
Please call us when dimensions are critical.

HOSE BARB TEES



32-128

Part #	Hose Barb Size	A	B	Body Size	Approx. Wt. Lbs.	List Price
32-367 ^{3,5}	1/8"	0.84	0.83	0.25	0.02	3.23
32-368	3/16"	1.02	1.02		0.03	5.71
32-365^{3,5}	1/4"	1.00	1.00	0.44	0.06	2.89
32-366 ^{3,5}	5/16"	1.00	1.00	0.44	0.06	3.63
32-126 ^{3,5}	3/8"	1.01	1.01	0.43	0.06	3.58
32-400	1/2"	1.02	1.00	0.43	0.08	4.15
32-361	5/8"	1.26	1.26		0.16	15.81
32-363	3/4"	1.26	1.26		0.18	21.75
32-128	3/8"HB x 1/4" MIP	1.00	0.94	0.43	0.06	9.58

LOWER

* See Bronze insert fittings on page 300 for larger sizes.

Science is organized knowledge. Wisdom is organized life.

- Immanuel Kant


³ Also stocked in Houston

⁵ Also stocked in Atlanta

(See page Intro II for details)

BALL END SWIVEL

NPSM - Ball seat type




128HBLSV
29FS
209AS
124
131

Part #	Hose I.D. x NPSM	A	B	Hex	Approx. Wt. Lbs.	List Price
32-066 ^{3.5}	1/8" x 1/8"	0.46	0.44	0.50	0.03	3.51
32-067 ^{3.5}	3/16" x 1/8"	0.75	0.44	0.50	0.03	3.86
32-068	3/16" x 1/4"	0.75	0.52	0.62	0.04	2.81
32-069 ^{3.5}	1/4" x 1/8"	0.97	0.44	0.50	0.04	3.13
32-070	1/4" x 1/4"	0.97	0.53	0.62	0.06	2.14
32-078 ^{3.5}	1/4" x 3/8"	0.97	0.63	0.75	0.06	4.85
32-071 ^{3.5}	5/16" x 1/4"	0.97	0.52	0.62	0.05	2.83
32-072 ^{3.5}	3/8" x 1/4"	0.97	0.53	0.62	0.06	2.12
32-073^{3.5}	3/8" x 3/8"	0.97	0.59	0.75	0.08	2.51
32-074 ^{3.5}	3/8" x 1/2"	0.97	0.69	0.94	0.14	7.04
32-075 ^{3.5}	1/2" x 3/8"	0.97	0.59	0.75	0.08	2.61
32-076 ^{3.5}	1/2" x 1/2"	0.97	0.69	0.94	0.10	3.27
32-077	3/4" x 3/4"	0.97	0.70	1.12	0.14	5.99

LOWER

FEMALE 45° FLARE SWIVEL



29SAE FSS
209ASF 146
146HBLFSV 144
KF-NS
128

Part #	Hose I.D. x Female 45° Flare	A	B	Hex	Approx. Wt. Lbs.	List Price
32-326	3/16" x 3/16"	1.19	0.75	0.43	0.04	3.57
32-107	3/16" x 1/4"	1.34	0.75	0.56	0.04	2.86
32-101^{3.5}	1/4" x 1/4"	1.57	0.97	0.56	0.04	1.81
32-102	1/4" x 5/16"	1.53	0.97	0.62	0.06	2.49
32-103 ^{3.5}	1/4" x 3/8"	1.64	0.97	0.75	0.08	2.16
32-104	5/16" x 5/16"	1.58	0.97	0.62	0.05	4.00
32-327	5/16" x 3/8"	1.64	0.97	0.75	0.08	3.29
32-105 ^{3.5}	3/8" x 3/8"	1.64	0.97	0.75	0.08	2.74
32-106	3/8" x 1/2"	1.81	0.97	0.87	0.10	6.08
32-100^{3.5}	1/2" x 1/2"	1.68	0.97	0.87	0.12	3.37
32-328	3/4" x 3/4"	2.00	0.97	1.25	0.20	15.06


LOWER

LOWER

BRASS FITTINGS

HOSE BARB

RIGID FEMALE ADAPTER

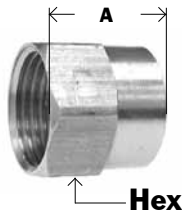


29FPO 274
HLF 726
626

Part #	Hose I.D. x Female NPTF	A	B	Hex	Approx. Wt. Lbs.	List Price
30-220 ^{3.5}	1/4" x 1/8"	1.35	0.87	0.50	0.02	1.96
30-221 ^{3.5}	1/4" x 1/4"	1.51	0.87	0.62	0.06	1.73
30-384	1/4" x 3/8"	1.51	0.77	0.75	0.06	5.14
30-391	5/16" x 1/8"	1.32	0.77	0.50	0.03	3.58
30-222 ^{3.5}	5/16" x 1/4"	1.51	0.87	0.62	0.06	2.81
30-393	3/8" x 1/8"	1.47	0.92	0.56	0.06	3.87
30-224 ^{3.5}	3/8" x 1/4"	1.61	0.97	0.62	0.06	2.20
30-225 ^{3.5}	3/8" x 3/8"	1.63	0.97	0.75	0.06	2.98
30-394	3/8" x 1/2"	1.66	0.92	0.93	0.12	5.77
30-397	3/8" x 3/4"	1.97	0.97	1.18		12.46
30-223	1/2" x 1/4"	1.76	1.02	0.68	0.08	8.48
30-226	1/2" x 3/8"	1.63	0.97	0.75	0.08	3.67
30-227	1/2" x 1/2"	1.77	0.97	0.93	0.14	5.77
30-396	1/2" x 3/4"	2.07	1.02	1.18	0.20	13.10
30-398	5/8" x 3/8"	2.24	1.55	0.75		6.52
30-229	5/8" x 1/2"	2.24	1.48	0.93	0.11	6.81
30-399	3/4" x 1/2"					8.89
30-395	3/4" x 3/4"	2.55	1.50	1.18	0.24	12.12
30-400	1" x 3/4"	2.55	1.55	1.18		14.60
30-402	1" x 1"	2.68	1.55	1.43		23.89

LOWER

RIGID - FGH X FEMALE PIPE



FS67
198
HU11
21507
502
99GH
5A
H15PP


Part #	FGH x Female NPTF	A	Hex	Approx. Wt. Lbs.	List Price
30-078 ^{3.5}	3/4" x 1/2"	1.06	1.18	0.10	3.78
30-083 ^{3.5}	3/4" x 3/4"	1.06	1.18	0.12	4.41

LOWER

LOWER

SWIVEL - FGH X MALE PIPE

•WASHER INCLUDED

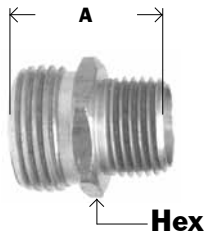


504
89GH
W1
62H4
88GH
W1

Part #	FGH x Male NPTF	A	Hex	Approx. Wt. Lbs.	List Price
30-047 ^{3.5}	3/4" x 1/4"	2.04	0.75	0.13	4.65
30-048 ^{3.5}	3/4" x 3/8"	2.06	0.75	0.14	4.50
30-049 ^{3.5}	3/4" x 1/2"	2.06	0.87	0.18	5.24

LOWER

RIGID - MGH X MALE PIPE



19R
196
H530
21501
508 71GH
HU22 19A

Part #	MGH X Male NPTF	A	Hex	Approx. Wt. Lbs.	List Price
30-053	3/4" x 3/8"	1.25	1.06	0.10	3.11
30-058*	3/4" x 1/2"	1.31	1.06	0.12	3.17
30-063**	3/4" x 3/4" x 1/2"	1.31	1.06	0.13	3.51
30-063BE***	3/4" x 3/4"	1.31	1.06	0.15	5.98
30-063L	Long Pattern	1.43	1.06	0.12	5.63
30-063S	3/4" x 3/4" Short	1.10	1.06	0.10	3.17


LOWER

LOWER

No Tap
* (1/2 Swt = 5/8 O.D.)
** (Tapped 1/2 FIP)
*** (Tapped 1/2 FIP Both ends)

QUICK DISCONNECT GARDEN HOSE COUPLERS

•WASHER INCLUDED



30-452 30-451

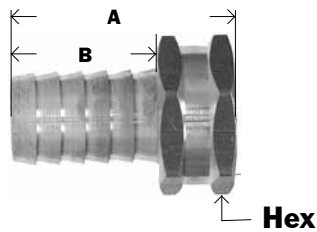
Part #	Size	A	Approx. Wt. Lbs.	List Price
30-450 ^{3.5}	Complete	-----	0.24	11.32
30-451	Female end	1.14	0.12	5.94
30-452	Male end	1.26	0.12	3.28

LOWER

BARSTOCK BRASS GARDEN HOSE COUPLINGS

FEMALE SWIVEL ONLY

•WASHER INCLUDED



22RF KF-RY
591 HU126
GHF 195



BRASS

Part #	Hose Barb x FGH	A	B	Hex	Approx. Wt. Lbs.	List Price
30-031 ^{3.5}	3/8" x 3/4"	1.82	1.19	1.18	0.11	3.94
30-032 ^{3.5}	1/2" x 3/4"	1.82	1.19	1.18	0.12	3.94
30-033 ^{3.5}	5/8" x 3/4"	1.82	1.19	1.18	0.13	3.94
30-034 ^{3.5}	3/4" x 3/4"	1.82	1.19	1.18	0.15	4.10
30-035 ^{3.5}	1" x 1"	2.28	1.47	1.50	0.18	12.45

LOWER


LOWER

LOWER

STAINLESS STEEL 316

30-032SS	1/2" x 3/4"	1.82	1.19	1.18	0.12	27.41
30-033SS	5/8" x 3/4"	1.82	1.19	1.18	0.13	27.41
30-034SS	3/4" x 3/4"	1.82	1.19	1.18	0.15	27.41

MALE END ONLY



22RM
590 201GH
GHM 193
KF-PY HU125



BRASS

Part #	Hose Barb x MGH	A	B	Hex	Approx. Wt. Lbs.	List Price
30-039 ^{3.5}	3/8" x 3/4"	1.88	1.19	1.06	0.12	3.17
30-040 ^{3.5}	1/2" x 3/4"	1.88	1.19	1.06	0.12	3.33
30-041 ^{3.5}	5/8" x 3/4"	1.88	1.19	1.06	0.12	3.46
30-042 ^{3.5}	3/4" x 3/4"	1.88	1.19	1.06	0.13	3.46
30-043 ^{3.5}	1" x 1"	2.34	1.47	1.37	0.26	10.63

LOWER

LOWER

LOWER

LOWER

STAINLESS STEEL 316

30-040SS	1/2" x 3/4"	1.88	1.19	1.06	0.12	22.91
30-041SS	5/8" x 3/4"	1.88	1.19	1.06	0.12	22.91
30-042SS	3/4" x 3/4"	1.88	1.19	1.06	0.13	22.91

GARDEN HOSE COUPLING

•WASHER INCLUDED



GHS
92GH 22R
936H 592
202GHS



BRASS

Part #	Hose Barb	List Price
30-025 ^{3.5}	3/8"	7.45
30-027 ^{3.5}	1/2"	7.21
30-028 ^{3.5}	5/8"	8.70
30-029 ^{3.5}	3/4"	7.56
30-030 ^{3.5}	1"	24.25

LOWER

LOWER

LOWER

STAINLESS STEEL 316

30-027SS	1/2"	50.31
30-028SS	5/8"	50.31
30-029SS	3/4"	50.31

³ Also stocked in Houston
⁵ Also stocked in Atlanta
(See page Intro II for details)

Dimension data can change without notice.
Please call us when dimensions are critical.